

Certificate of Analysis

Company: Weed Connections
 166 Terra Lane
 Mendon, VT 05701

Sample ID: LEMON JEFFERY
Lot: N/A
Matrix: Flower

Report Date: 3/9/2023
Date Analyzed: 3/8/2023
Analyst: 050
Report ID: C230303AP

Customer ID: 221028-4
Grower License #: SCLT0169

Date Sampled: N/A
Date Received: 3/3/2023

Cannabinoid Summary

Cannabinoid Profile	LOQ (mg/g)	Concentration (mg/g)	Weight (%)
CBDVA	0.0005	<LOQ	<LOQ
CBDV	0.0012	<LOQ	<LOQ
CBDA	0.0008	0.88	0.09
CBGA	0.0008	14.17	1.42
CBG	0.0019	1.19	0.12
CBD	0.0019	<LOQ	<LOQ
THCV	0.0021	<LOQ	<LOQ
CBN	0.0013	<LOQ	<LOQ
Δ9-THC	0.0020	2.89	0.29
Δ8-THC	0.0019	<LOQ	<LOQ
THC-A	0.0034	252.58	25.26
CBC	0.0024	<LOQ	<LOQ
Total THC		224.40	22.44
Total CBD		0.77	0.08
Total Cannabinoids		271.72	27.17

22.44%
Total THC

0.08%
Total CBD

27.17%
Total Cannabinoids

0.29%
Δ9-THC

10.78%
Percent Moisture

1 : 0
THC : CBD Ratio

Cannabinoids Methodology: High Performance Liquid Chromatography (HPLC) using PerkinElmer FLEXAR™ with Photo Diode Array Detector (PDA)

Total CBD and total THC are calculated values, to account for assumed decarboxylation from the acid form (THCA or CBDA) to the neutral form, causing weight loss of the acid group. These values are calculated as follows:
 Total THC = (THCA x 0.877) + Δ9-THC Total CBD = (CBDA x 0.877) + CBD
 Ratio of Total CBD: Total THC Reagent Blanks: < LOQs for all analytes


LOQ = The lowest quantity that this method can reliably detect. Any cannabinoid that was not detected is assumed to be less than the stated LOQ (<LOQ).

All results reflect dry weight of material, based on % moisture of the sample.

Measurement of Uncertainty (MU): the parameter, associated with the result of a measurement, that characterizes the dispersion of the values that could reasonably be attributed to the particular quantity subject to measurement.
 Δ9-THC MU = ±0.005% Total THC MU = ±0.007%

All other cannabinoid MU values are available upon request.

All moisture analysis is determined by loss-on-drying measurement using OHAUS Model MB90 Moisture Content Readers.



This report shall not be reproduced except in full without approval of the laboratory. This is to provide assurance that parts of a report are not taken out of context. Results apply to the samples as received.

Certified by: Luke E. M.
 Luke Emerson Mason (Laboratory Director, Bia Diagnostics)

Certificate of Analysis

Company: Weed Connections

166 Terra Lane

Mendon, VT 05701

Customer ID: 221028-4

Grower License #: SCLT0169

Sample ID: HARVEST LOT

Lot: N/A

Matrix: Flower

Date Sampled: N/A

Date Received: 3/3/2023

Report Date: 3/13/2023


Date Analyzed: 3/9/2023

Analyst: 018

Report ID: C230303AR

Pathogen Summary

Target Pathogens	Method	LOD (cfu/g)	Result (cfu/g)
Aspergillus - flavus, fumigatus, niger, terreus	Aspergillus AOAC PTM No. 032104	5	<LOD
STEC	STEC Virx AOAC PTM No. 121203	5	<LOD
Salmonella spp.	Salmonella II AOAC PTM No. 010803	5	<LOD



Test Methodology: Bio-Rad IQ-Check PCR Kits

cfu/g = colony forming units per gram

LOD = The lowest quantity that this method can reliably detect. Any microbial growth that was not detected is assumed to be less than the stated LOD (<LOD).

Reagent Blanks: <LOD for all analytes

This report shall not be reproduced except in full without approval of the laboratory. This is to provide assurance that parts of a report are not taken out of context. Results apply to the samples as received.

Certified by:



Luke Emerson Mason (Laboratory Director, Bia Diagnostics)



Certificate of Analysis

Company: Weed Connections

Sample ID: LEMON JEFFERY

166 Terra Lane
Wendon, VT 05701

Lot: N/A

Report Date: 3/24/2023

Matrix: Flower

Date Analyzed: 3/20/2023

Customer ID: 221028-4

Date Sampled: N/A

Analyst: 035

Grower License #: SCLT0169

Date Received: 3/3/2023

Report ID: C230303AP

Terpenes Summary

Terpene	LOQ (mg/g)	Results (mg/g)	Weight (%)
α- Pinene	0.010	2.784	0.278
Camphene	0.010	0.100	0.010
β-Myrcene	0.010	3.111	0.311
b-Pinene	0.010	1.992	0.199
3-Carene	0.010	2.196	0.220
α-Terpinene	0.010	0.664	0.066
Limonene	0.010	2.207	0.221
p-Cymene	0.010	<LOQ	<LOQ
Ocimene	0.010	2.063	0.206
Eucalyptol	0.010	0.196	0.020
γ-Terpinene	0.010	0.466	0.047
Terpinolene	0.010	7.140	0.714
Linalool	0.010	1.120	0.112
Isopulegol	0.010	<LOQ	<LOQ
Geraniol	0.010	0.022	0.002
Caryophyllene	0.010	3.582	0.358
α-Humulene	0.010	1.395	0.140
Trans-Nerolidol	0.010	<LOQ	<LOQ
Cis-Nerolidol	0.010	<LOQ	<LOQ
Guaiol	0.010	0.335	0.034
Caryophyllene Oxide	0.010	0.034	0.003
α-Bisabolol	0.010	<LOQ	<LOQ
Total Terpenes		29.407	2.941

10.78%

Percent
Moisture


LOQ = The lowest quantity this method can reliably detect. Any terpene that was not detected is assumed to be less than the stated LOQ (<LOQ).

Terpene Methodology: Headspace Sampler, Gas Chromatography-Mass Spectrometry (GC-MS), using Perkin Elmer Clarus® SQ8 GC MS

Reagent Blanks: < LOQs for all analytes

All results reflect dry weight of material, based on % moisture of the sample.

All moisture analysis is determined by loss-on-drying measurement using OHAUS Model MB90 Moisture Content Readers.



This report shall not be reproduced except in full without approval of the laboratory. This is to provide assurance that parts of a report are not taken out of context. Results apply to the samples as received.

Certified by: Luke E. M.
Luke Emerson Mason (Laboratory Director, Bia Diagnostics)

Certificate of Analysis

Company: Weed Connections [Redacted] [Redacted]	Sample ID: HARVEST LOT Lot: N/A Matrix: Flower Date Sampled: N/A Date Received: 3/3/2023	Report Date: 3/9/2023 Date Analyzed: 3/7/2023 Analyst: 045 Report ID: C230303AR
Customer ID: 221028-4 Grower License #: SCLT0169		


Pesticides/Mycotoxins Summary

Category II Residual Pesticide	LOQ (ppm)	Concentration (ppm)
Abamectin	0.0100	<LOQ
Acephate	0.0010	<LOQ
Acequinocyl	0.0010	<LOQ
Azoxystrobin	0.0010	<LOQ
Bifenazate	0.0010	<LOQ
Bifenthrin	0.0010	<LOQ
Carbaryl	0.0010	<LOQ
Cypermethrin	0.0100	<LOQ
Etoxazole	0.0010	<LOQ
Imidacloprid	0.0010	<LOQ
Myclobutanil	0.0010	<LOQ
Pyrethrin I	0.0010	<LOQ
Pyrethrin II	0.0010	<LOQ
Spinosyn A	0.0010	<LOQ
Spinosyn D	0.0010	<LOQ

Category II Mycotoxin	LOQ (ppm)	Concentration (ppm)
Ochratoxin A	0.0020	NOT TESTED
Aflatoxin B1	0.0002	NOT TESTED
Alfatoxin B2	0.0010	NOT TESTED
Alfatoxin G1	0.0002	NOT TESTED
Alfatoxin G2	0.0010	NOT TESTED

Category I Residual Pesticide	LOQ (ppm)	Concentration (ppm)
Chlorpyrifos	0.0010	<LOQ
Imazalil	0.0010	<LOQ

9.75%
Percent Moisture



LOQ = The lowest quantity this method can reliably detect. Any pesticide or mycotoxins that was not detected is assumed to be less than the stated LOQ (<LOQ).

All results reflect dry weight of material, based on % moisture of the sample.

ppb = parts per billion

Pesticides/Mycotoxin Methodology: Liquid Chromatography with Tandem Mass Spectrometry using PerkinElme QSight® LX50 UHPLC and QSight 220 Mass Spectrometer

All moisture analysis is determined by loss-on-drying measurement using OHAUS Model MB90 Moisture Content Readers.

Certified by: *Luke E. M.*
 Luke Emerson Mason (Laboratory Director, Bia Diagnostics)

This report shall not be reproduced except in full without approval of the laboratory. This is to provide assurance that parts of a report are not taken out of context.
 Results apply to the samples as received.